

COUNTRY GENERAL INFORMATION (PAHO, 2015; WHO, 2015)

Total population:	204,440,972
Gender F / M (%):	50.8 / 49.2
Population, age group <15/ ≥15 years (%):	24 / 76
Life expectancy at birth (F/M, years) (2015):	79/ 71
GDP (PPP int \$):	15,951
Income status:	Upper middle
Number of 3 rd sub-national administrative level divisions, name:	5,570 Municipality

EPIDEMIOLOGY

	VL	CL ^d	PKDL	MCL ^d
Endemicity status:	Endemic	Endemic	Non endemic	Endemic
Number of new cases (incidence):	3,289	18,324	No data	1,071
Number of relapses ¹ :	No data	No data	N/A	N/A
Total number of cases:	3,289	18,324	No data	1,071
Imported cases (#, %):	No data	No data	No data	No data
Gender distribution (% F):	35%	27%	No data	N/A
Age group distribution (% < 5/5-19/≥20) ^a :	(31/18/50)	(3/19/76)	No data	N/A
Incidence rate (cases/10,000 population in endemic areas) ^{b,c} :	0.4	1.8	N/A	N/A
Number of endemic 3 rd sub-national administrative level divisions ^c :	844	1,673	N/A	N/A
Population at risk ^{2,c} (% # at risk/total population):	39% 80,325,408/ 207,848,000	52% 10,556,098/ 204,440,972	N/A	N/A
Was there any outbreak?	Unknown	Unknown	N/A	N/A
Number of new ³ foci:	No data	No data	N/A	N/A

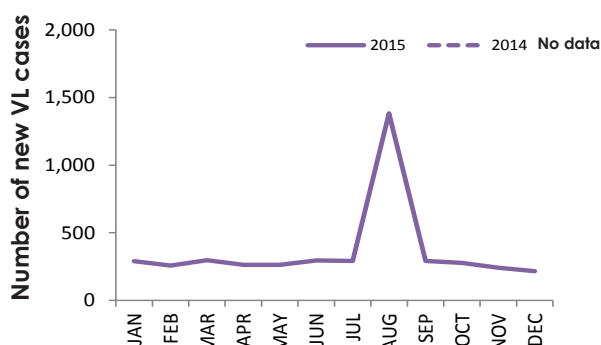
N/A = Not applicable; ¹ Relapse in this country is defined as: "A patient who returns with signs and symptoms after being initially cured"; ² Defined as "Number of people living in 3rd sub-national administrative level endemic areas"; ³ Defined as "In this reporting period, an area at the 3rd sub-national administrative level reporting cases for the first time ever"; ^a In the Region of the Americas, the age groups used for reporting are <5 years, 5-9y, 10-19y, 20-49y and 50y and older; ^b In the Region of the Americas, CL incidence rate is usually calculated /100 000 population; compared with other countries, reported here as /10 000 population; ^c In the Region of the Americas, the endemic areas used for the calculation of incidence rate and population-at-risk were the lowest sub-national administrative levels reporting cases in 2015; ^d In the Region of the Americas, the number of new cases, total number of cases and cases by month include CL only. All other indicators for CL include MCL cases.

Monthly distribution of new cases (January-December)

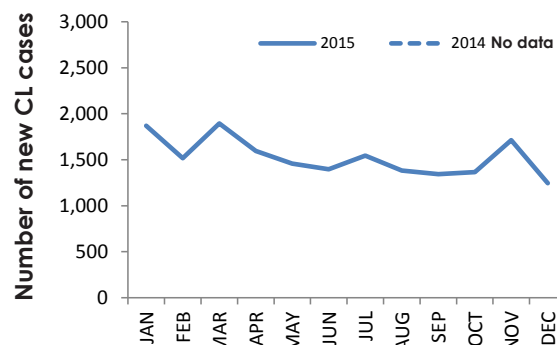
2015	JAN	FEB	MAR	APR	MAY	JUN	JUL	AUG	SEP	OCT	NOV	DEC
VL	289	257	296	262	263	294	291	312	292	277	241	215
CL ^d	1,871	1,516	1,895	1,595	1,458	1,397	1,545	1,383	1,342	1,365	1,712	1,245

VL = visceral leishmaniasis; CL = cutaneous leishmaniasis; PKDL= post-kala-azar dermal leishmaniasis; MCL = mucocutaneous leishmaniasis

Visceral leishmaniasis

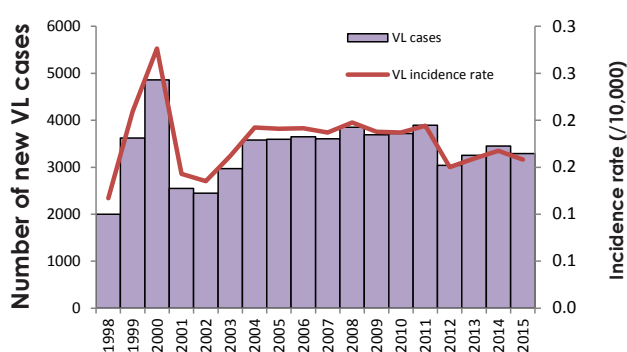


Cutaneous leishmaniasis

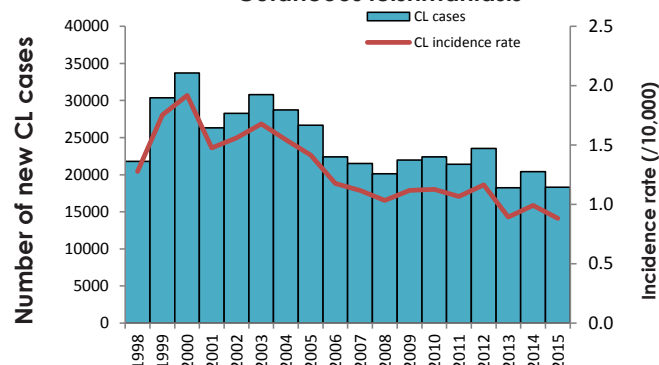


Incidence rate/10,000 (at the national level) and number of new cases from 1998 to 2015

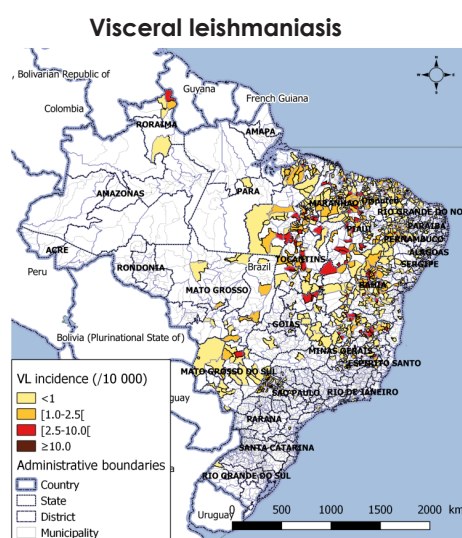
Visceral leishmaniasis



Cutaneous leishmaniasis



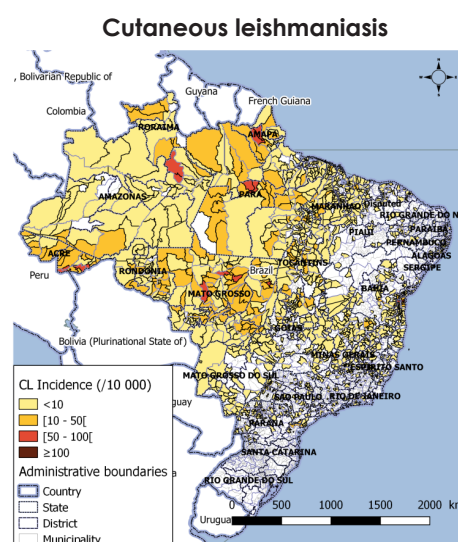
Disease distribution of new VL and CL cases at municipality level per 10,000 population (2015)



www.who.int/leishmaniasis/Map-VL-Brazil-2015.png

The boundaries and names shown and the designations used on these maps do not imply the expression of any opinion whatsoever on the part of the World Health Organization concerning the legal status of any country, territory, city or area or of its authorities, or concerning the delimitation of its frontiers or boundaries. Dotted and dashed lines on maps represent approximate border lines for which there may not yet be full agreement.

Map production: WHO/HTM/NTD/IDM



www.who.int/leishmaniasis/Map-CL-Brazil-2015.png

CONTROL AND SURVEILLANCE

Year Leishmaniasis National Control Programme (LNCP) was established:	Not available
Type of surveillance:	Integrated
Is there a vector control programme?	Yes
Type of insecticide used for Indoor residual Spraying (IRS):	Pyrethroid
Year latest national guidelines:	2014
Is leishmaniasis notifiable (mandatory report)?	Yes
Is there a reservoir host control programme?	Yes
Number of leishmaniasis health facilities:	Not available

DIAGNOSIS

	VL	CL	PKDL	MCL
Number of people screened actively for:	No data	No data	N/A	No data
Number of people screened passively for:	No data	No data	N/A	No data
Cases diagnosed by RDT* ^a (% , # RDT+ / total VL cases):	85% (2,797/3,289)	N/A	N/A	N/A
Proportion of positive RDT* ^a (% , # RDT+ / total RDT):	No data	N/A	N/A	N/A
Cases diagnosed by direct exam ^a * (parasitology) (% , # slides + / total cases):	No data	84% (16,292/19,395)	N/A	N/A
Proportion of positive slides* (% , # slides + / total slides):	No data	No data	N/A	N/A
Cases diagnosed clinically* (% , # clinical cases / total cases):	15% (492/3,289)	16% (3,103/19,395)	N/A	N/A
Proportion of CL cases with lesions equal to or greater than 4cm*:	N/A	No data	N/A	N/A
Proportion of CL cases with 4 or more lesions*(% , # CL cases / total CL cases):	N/A	No data	N/A	N/A
Percentage of cases with HIV coinfection*:	7% (244/3,289)	N/A	No data	N/A

N/A = Not applicable; RDT = rapid diagnostic test; HIV = human immunodeficiency virus; ^a In the Region of the Americas, the type of laboratory confirmation for VL (RDT or parasitology) is not specified.

TREATMENT AND MEDICINES

- ▶ Is treatment provided for free in the public sector? **Yes**
- ▶ Antileishmanial medicines included in the National Medicine List: **Amphotericin B deoxycholate, Liposomal amphotericin B, Meglumine antimoniate, Pentamidine**

TREATMENT OUTCOME

	VL	CL
Proportion of cases treated*(% , # treated cases / total cases):	No data	No data
Initial cure rate*(% , # cases initially cured / total cases):	69% (2,279/3,289)	75% (14,614/19,395)
Failure rate ⁴ *(% , # patients with treatment failure / total cases):	No data	No data
Case fatality rate ⁵ *(% , # patients who died / total cases):	7.6% (251/3,289)	0.06% (11/19,395)

VL = visceral leishmaniasis; CL = cutaneous leishmaniasis; PKDL = post-kala-azar dermal leishmaniasis; MCL = mucocutaneous leishmaniasis

⁴ Failure in this country is defined as: "A patient who does not improve, or who gets worse during the treatment period"; ⁵ Case-fatality rate includes deaths related to leishmaniasis only. * These indicators only apply to new cases.